

# Squeeze Top Box

Chic n Scratch - Stampin' Up! Demonstrator Angie Juda



[CLICK  
HERE  
FOR  
DETAILS](#)

[CLICK HERE  
TO WATCH  
THE VIDEO](#)

## Measurements

### Lemon Lime Twist:

- 6" x 8-1/2"
  - Score on the 6" side @ 1" on both ends
  - Score on the 8-1/2" side @ 4" and 8"
  - Turn over and score @ 2" & 6" only to the score line.

### Brights Designer Series Paper:

- 3-3/4" x 3-3/4" - mark center and cut
- 3-3/4" x 7/8"

### Petal Pink

- Scrap for die cutting

### Basic White:

- Stitched Circle 2-1/8"
- Scrap for stamping

Use our QR code  
on your smart phone



# Squeeze Top Box

Chic n Scratch - Stampin' Up! Demonstrator Angie Juda

## Supply List

- Zany Zoo Bundle - 161315
- Zany Zoo Stamp Set - 161305
- Tuxedo Black Memento Ink Pad - 132708
- Lemon Lime Twist Stampin Blends Combo Pack - 161682
- Lemon Lolly Stampin' Blends Combo Pack - 161673
- Petal Pink Stampin' Blends Combo Pack - 154893
- Lemon Lime Twist Cardstock - 144245
- Brights Collection Designer Series Paper - 161643
- Basic White Cardstock - 159276
- Petal Pink Cardstock - 146985
- Zany Zoo Dies - 161314
- Pastel Adhesive-Backed Sequins - 160387
- Ribbon Duo Combo Pack - 161318
- Stampin' Cut & Emboss Machine - 149653
- Paper Trimmer - 152392
- Simply Scored Scoring Tool - 122334
- Take Your Pick - 144107
- Bone Folder - 102300
- Mini Glue Dots - 103683
- Stampin' Dimensionals - 104430
- Multipurpose Liquid Glue - 110755

April 2023



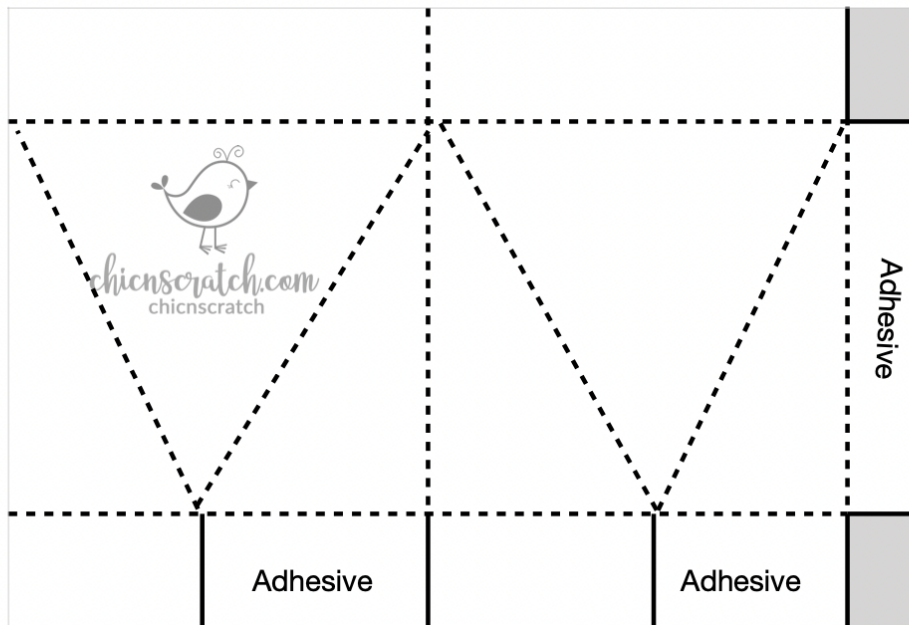
[Shop with Angie](#)

# Squeeze Top Box

Chic n Scratch - Stampin' Up! Demonstrator Angie Juda



Box Template #21






## Squeeze Top Box

Cardstock: 8-1/2" x 6"

Score on landscape side @ 4" & 8"

Score on portrait side @ 1" & 5"

Place bottom of box at top of Simply Scoring Tool  
and score @ 2" and 6" only to the 1" score line.

-  Cut Line
-  Score Line
-  Remove Area

Box Measures:  
4" x 5" x 2-1/2"