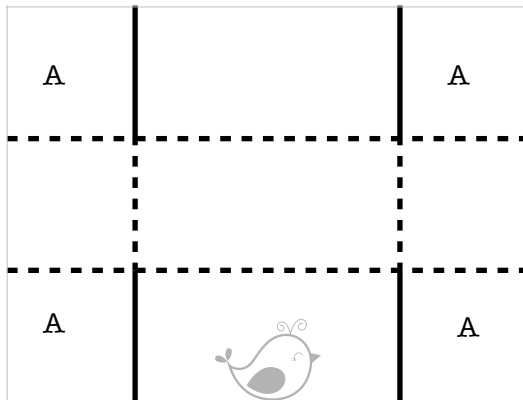




chic'n scratch

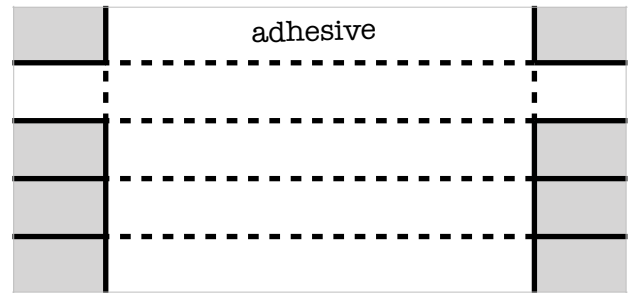
Box Template #54

Box

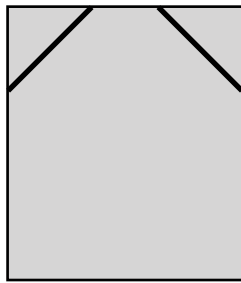



chicnscratch.com
chicnscratch

Handle



Divider



Tic Marks at 3/4" in four places on each piece
Use paper trimmer to cut.

Box measures:

Score on Dotted Lines - Cut on Solid Lines -
Remove Shaded - A = adhesive

Crumb Cake: 6" x 8" - Score @ 1-3/4" on all four sides

Crumb Cake: 3-1/2" x 2-1/2" (2) tic marks at 3/4 on both sides for sides (top)

Crumb Cake: 2-1/2" x 5-1/2" - Score on portrait side @ 1/2", 1", 1-1/2", 2"

Turn and score @ 1/2" on both ends

Crumb Cake: 4-3/8" x 1-5/8" (2) Emboss

Crumb Cake: 1-3/4" x 5-1/2" Score @ 1/2" on both ends (Divider)

Crumb Cake: Scraps

Basic White: Scraps