


Toile Tidings

Garden Green, Real Red, Very Vanilla #150432


Wrapped in Plaid

Cherry Cobbler, Gold, Night of Navy, Shaded
Spruce, Whisper White #149596



Let It Snow

Basic Black, Blueberry Burst, Coastal Cabana, Flirty Flamingo,
Real Red, Shaded Spruce, Whisper White #150393



Night Before Christmas

Cherry Cobbler, Crumb Cake, Crushed Curry, Early Espresso, Mossy Meadow,
Night of Navy, Old Olive, Poppy Parade, Pretty Peacock #150437

Brightly Gleaming

Copper Foil, Mossy Meadow, Night of Navy, Pretty Peacock, Very Vanilla #150429

Feels Like Frost


Balmy Blue, Blushing Bride, Highland Heather, Night of Navy, Pretty Peacock, Purple
Posy, Rococo Rose, Seaside Spray, Smoky Slate, Whisper White #150444

Come to Gather

Cajun Craze, Early Espresso, Merry Merlot, Mint Macaron, Pear Pizzazz,
Pretty Peacock, Whisper White #150454

Monster Bash

Basic Black, Crushed Curry, Pumpkin Pie, Soft Suede, Terracotta
Tile, Whisper White #150447



How to assemble Designer Series Paper Charts

- Cut the Designer Series Paper into 2” Squares.
- Print two pages of the 6 x 6 stacks.
- Attach each square to a block using your favorite adhesive (glue sticks work great).
- Slide each page into a page protector or you can three hole punch them and add to a notebook.