

WOVEN THREADS

Pretty Peacock, Purple Posy, Rococo Rose, Sahara Sand,
Seaside Spray, Terracotta Tile, Whisper White #149497

MAGNOLIA LANE


Basic Black, Early Espresso, Mossy Meadow, Petal
Pink, So Saffron Whisper White #149484

GARDEN LANE

Garden Green, Mint Macaron, Mossy Meadow, Pear
Pizzazz, Soft Sea Foam, Whisper White #149488

FOLLOW YOUR ART

Basic Gray, Blushing Bride, Calypso Coral, Coastal Cabana, Crushed
Curry, Pacific Point, Whisper White #149489



BIRD BALLAD

Basic Black, Basic Gray, Bermuda Bay, Calypso Coral, Crumb Cake, Daffodil Delight, Old Olive, Petal Pink, Pool Party, Smoky Slate, Soft Suede, Whisper White #149592

DINOROAR


Flirty Flamingo, Lovely Lipstick, Mango Melody, Old Olive, Pineapple
Punch, Pool Party, Pretty Peacock, Whisper White #149589

PERENNIAL ESSENCE

Balmy Blue, Blackberry Bliss, Blueberry Bushel, Calypso Coral, Crushed Curry, Flirty Flamingo, Mossy Meadow, Old Olive, Petal Pink, So Saffron, Whisper White #149100

SEE A SILHOUETTE

Blackberry Bliss, Crushed Curry, Daffodil Delight, Flirty Flamingo, Mango Melody,
Mossy Meadow, Night of Navy, Old Olive, Pacific Point, Poppy Parade, Pumpkin Pie,
Real Red, Rich Razzleberry, Whisper White #149443



COME SAIL AWAY

Balmy Blue, Basic Black, Mossy Meadow, Night of Navy,
Soft Suede, Whisper White #149481

PRESSED PETALS

Crumb Cake, Daffodil Delight, Merry Merlot, Mossy Meadow, Night of Navy, Pear
Pizzazz, Rococo Rose, Soft Suede, Very Vanilla #149500

MOSAIC MOOD

Blushing Bride, Crushed Curry, Garden Green, Mint Macaron, Soft Suede,
Terracotta Tile, Very Vanilla, Whisper White #149478

NOBLE PEACOCK

Blueberry Bushel, Old Olive, Pretty Peacock #149493

DESIGNER SERIES PAPER STACKS

Shown Below: Pretty Peacock - New In Color 2019

All the color families have the same patterns.

In Color 2019-21 #149617


In Color 2018-20 #149618

Brights #149613

Regals # 149616

Subtles #149615

Neutrals #149614



How to assemble
DESIGNER SERIES PAPER CHARTS

- Cut the Designer Series Paper into 2” Squares.
- Attach each square to a block using your favorite adhesive (glue sticks work great).
- Slide each page into a page protector or you can three hole punch them and add to a notebook.